

## Economic Overview

### Copper Coast (DC) (2022 Release 2)



#### DATA SOURCES

- ABS 2021 Census Place of Work Employment (Scaled)
- ABS 2020 / 2021 National Input Output Tables
- ABS June 2022 Gross State Product
- ABS 2021 Census Place of Work Employment (Scaled)
- ABS 2021 / 2022 Tourism Satellite Account
- TRA 2019 Copper Coast (DC) Local Government Area Tourism Profile

### Summary Findings

ABS 2022 Estimated Residential Population:	15,652
ABS 2021 Census Place of Usual Residence Population:	15,050
Land Area (ha):	77,291.490
Census Population Density (persons / ha):	0.195
Gross Regional Product (\$M):	\$665.988
Per Hectare Gross Regional Product (\$K):	\$8.617
Per Capita Gross Regional Product (\$K):	\$44.252
Per Worker Gross Regional Product (\$K):	\$142.488

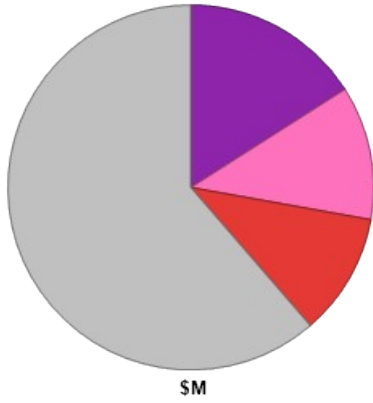
## Output

Total Output in the area is estimated at \$1,228.154 million.

The major contributors to output are:

Industry Sector	\$M	%
Construction	\$195.906	16.0%
Rental, Hiring & Real Estate Services	\$145.799	11.9%
Manufacturing	\$133.233	10.8%
Other	\$753.216	61.3%

Output - Copper Coast (DC) (2022 Release 2)



- Construction \$195.906
- Rental, Hiring & Real Estate Services \$145.799
- Manufacturing \$133.233
- Balance \$753.216

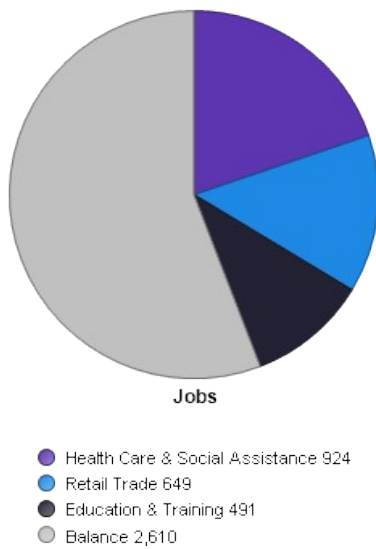
## Employment

Total Employment in the area is estimated at 4,674 jobs.

The major contributors to employment are

Industry Sector	Jobs	%
Health Care & Social Assistance	924	19.8%
Retail Trade	649	13.9%
Education & Training	491	10.5%
Other	2,610	55.8%

Employment - Copper Coast (DC) (2022 Release 2)



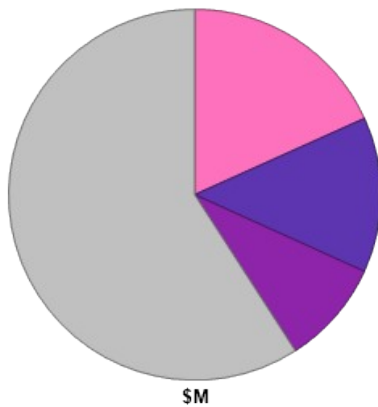
## Value-Added

Total Value-added in the area is estimated at \$600.746 million.

The major contributors to value-added are

Industry Sector	\$M	%
Rental, Hiring & Real Estate Services	\$109.634	18.2%
Health Care & Social Assistance	\$81.275	13.5%
Construction	\$54.861	9.1%
Other	\$354.975	59.1%

**Value Added - Copper Coast (DC) (2022 Release 2)**



- Rental, Hiring & Real Estate Services \$109.634
- Health Care & Social Assistance \$81.275
- Construction \$54.861
- Balance \$354.975

## Disclaimer

All figures, data and commentary presented in this report are based on data sourced from the Australian Bureau of Statistics (ABS), most of which relates to the 2021, 2016, 2011, 2006 and 2001 Censuses.

Using ABS datasets and an input / output methodology industrial economic data estimates for defined geographic regions are generated.

This report is provided in good faith with every effort made to provide accurate data and apply comprehensive knowledge. However, REMPLAN does not guarantee the accuracy of data nor the conclusions drawn from this information. A decision to pursue any action in any way related to the figures, data and commentary presented in this report is wholly the responsibility of the party concerned. REMPLAN advises any party to conduct detailed feasibility studies and seek professional advice before proceeding with any such action and accept no responsibility for the consequences of pursuing any such action.