

## Economic Overview

### Mount Remarkable (DC) (2022 Release 2)



#### DATA SOURCES

- ABS 2021 Census Place of Work Employment (Scaled)
- ABS 2020 / 2021 National Input Output Tables
- ABS June 2022 Gross State Product
- ABS 2021 Census Place of Work Employment (Scaled)
- ABS 2021 / 2022 Tourism Satellite Account
- TRA December 2019 International and National Visitor Surveys; South Australia - Domestic Day and International Visitors. TRA 2019 Mount Remarkable (DC) Local Government Area Tourism Profile - Domestic Overnight Visitors

### Summary Findings

ABS 2022 Estimated Residential Population:	<b>2,915</b>
ABS 2021 Census Place of Usual Residence Population:	<b>2,862</b>
Land Area (ha):	<b>342,277.330</b>
Census Population Density (persons / ha):	<b>0.008</b>
Gross Regional Product (\$M):	<b>\$120.569</b>
Per Hectare Gross Regional Product (\$):	<b>\$352</b>
Per Capita Gross Regional Product (\$K):	<b>\$42.127</b>
Per Worker Gross Regional Product (\$K):	<b>\$154.180</b>

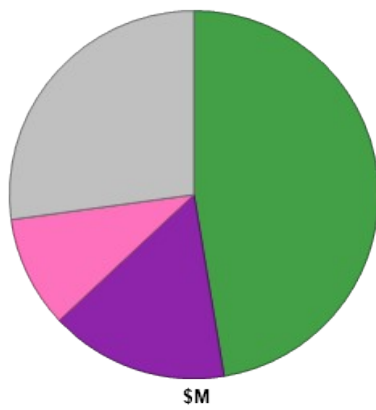
## Output

Total Output in the area is estimated at \$238.051 million.

The major contributors to output are:

Industry Sector	\$M	%
Agriculture, Forestry & Fishing	\$112.814	47.4%
Construction	\$37.209	15.6%
Rental, Hiring & Real Estate Services	\$23.361	9.8%
Other	\$64.667	27.2%

Output - Mount Remarkable (DC) (2022 Release 2)



- Agriculture, Forestry & Fishing \$112.814
- Construction \$37.209
- Rental, Hiring & Real Estate Services \$23.361
- Balance \$64.667

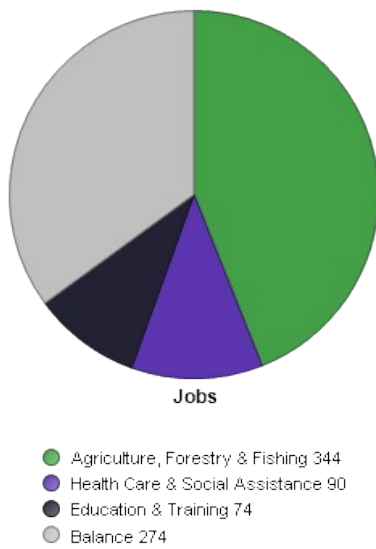
## Employment

Total Employment in the area is estimated at 782 jobs.

The major contributors to employment are

Industry Sector	Jobs	%
Agriculture, Forestry & Fishing	344	44.0%
Health Care & Social Assistance	90	11.5%
Education & Training	74	9.5%
Other	274	35.0%

Employment - Mount Remarkable (DC) (2022 Release 2)



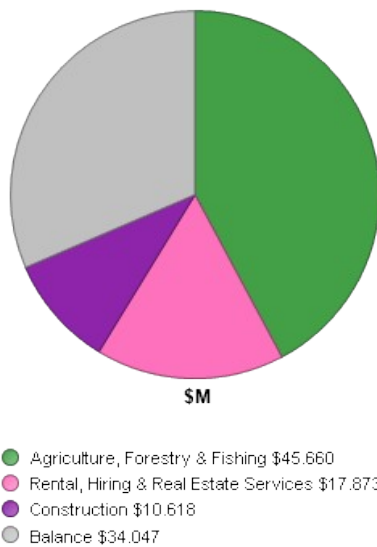
## Value-Added

Total Value-added in the area is estimated at \$108.198 million.

The major contributors to value-added are

Industry Sector	\$M	%
Agriculture, Forestry & Fishing	\$45.660	42.2%
Rental, Hiring & Real Estate Services	\$17.873	16.5%
Construction	\$10.618	9.8%
Other	\$34.047	31.5%

**Value Added - Mount Remarkable (DC) (2022 Release 2)**



## Disclaimer

All figures, data and commentary presented in this report are based on data sourced from the Australian Bureau of Statistics (ABS), most of which relates to the 2021, 2016, 2011, 2006 and 2001 Censuses.

Using ABS datasets and an input / output methodology industrial economic data estimates for defined geographic regions are generated.

This report is provided in good faith with every effort made to provide accurate data and apply comprehensive knowledge. However, REMPLAN does not guarantee the accuracy of data nor the conclusions drawn from this information. A decision to pursue any action in any way related to the figures, data and commentary presented in this report is wholly the responsibility of the party concerned. REMPLAN advises any party to conduct detailed feasibility studies and seek professional advice before proceeding with any such action and accept no responsibility for the consequences of pursuing any such action.