

Economic Overview

Northern Areas (DC) (2022 Release 2)



DATA SOURCES

- ABS 2021 Census Place of Work Employment (Scaled)
- ABS 2020 / 2021 National Input Output Tables
- ABS June 2022 Gross State Product
- ABS 2021 Census Place of Work Employment (Scaled)
- ABS 2021 / 2022 Tourism Satellite Account
- TRA December 2019 International and National Visitor Surveys; South Australia - Domestic Day and International Visitors. TRA 2019 Northern Areas (DC) Local Government Area Tourism Profile - Domestic Overnight Visitors

Summary Findings

ABS 2022 Estimated Residential Population:	4,671
ABS 2021 Census Place of Usual Residence Population:	4,559
Land Area (ha):	298,618.180
Census Population Density (persons / ha):	0.015
Gross Regional Product (\$M):	\$264.259
Per Hectare Gross Regional Product (\$):	\$885
Per Capita Gross Regional Product (\$K):	\$57.964
Per Worker Gross Regional Product (\$K):	\$154.628

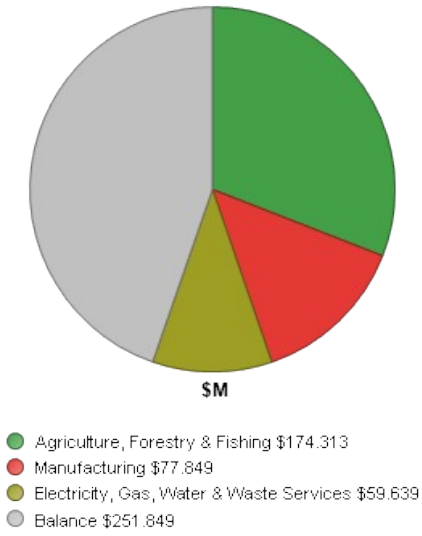
Output

Total Output in the area is estimated at \$563.650 million.

The major contributors to output are:

Industry Sector	\$M	%
Agriculture, Forestry & Fishing	\$174.313	30.9%
Manufacturing	\$77.849	13.8%
Electricity, Gas, Water & Waste Services	\$59.639	10.6%
Other	\$251.849	44.7%

Output - Northern Areas (DC) (2022 Release 2)



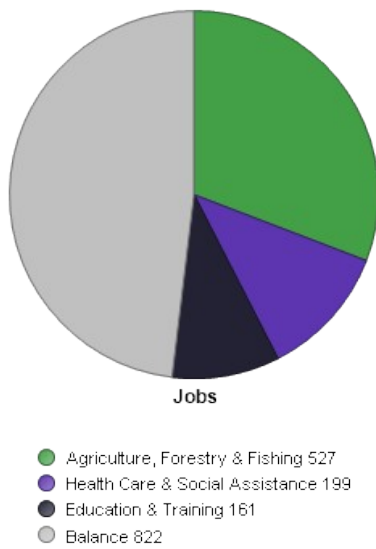
Employment

Total Employment in the area is estimated at 1,709 jobs.

The major contributors to employment are

Industry Sector	Jobs	%
Agriculture, Forestry & Fishing	527	30.8%
Health Care & Social Assistance	199	11.6%
Education & Training	161	9.4%
Other	822	48.1%

Employment - Northern Areas (DC) (2022 Release 2)



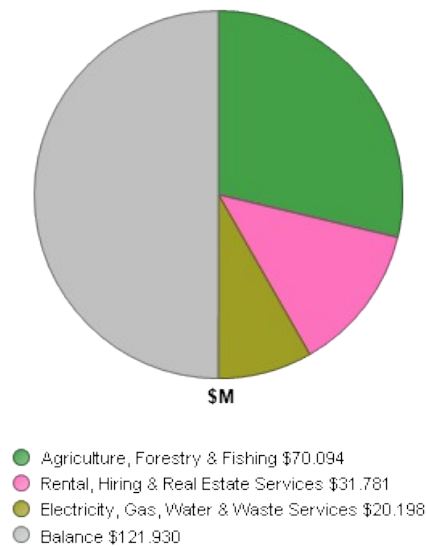
Value-Added

Total Value-added in the area is estimated at \$244.003 million.

The major contributors to value-added are

Industry Sector	\$M	%
Agriculture, Forestry & Fishing	\$70.094	28.7%
Rental, Hiring & Real Estate Services	\$31.781	13.0%
Electricity, Gas, Water & Waste Services	\$20.198	8.3%
Other	\$121.930	50.0%

Value Added - Northern Areas (DC) (2022 Release 2)



Disclaimer

All figures, data and commentary presented in this report are based on data sourced from the Australian Bureau of Statistics (ABS), most of which relates to the 2021, 2016, 2011, 2006 and 2001 Censuses.

Using ABS datasets and an input / output methodology industrial economic data estimates for defined geographic regions are generated.

This report is provided in good faith with every effort made to provide accurate data and apply comprehensive knowledge. However, REMPLAN does not guarantee the accuracy of data nor the conclusions drawn from this information. A decision to pursue any action in any way related to the figures, data and commentary presented in this report is wholly the responsibility of the party concerned. REMPLAN advises any party to conduct detailed feasibility studies and seek professional advice before proceeding with any such action and accept no responsibility for the consequences of pursuing any such action.