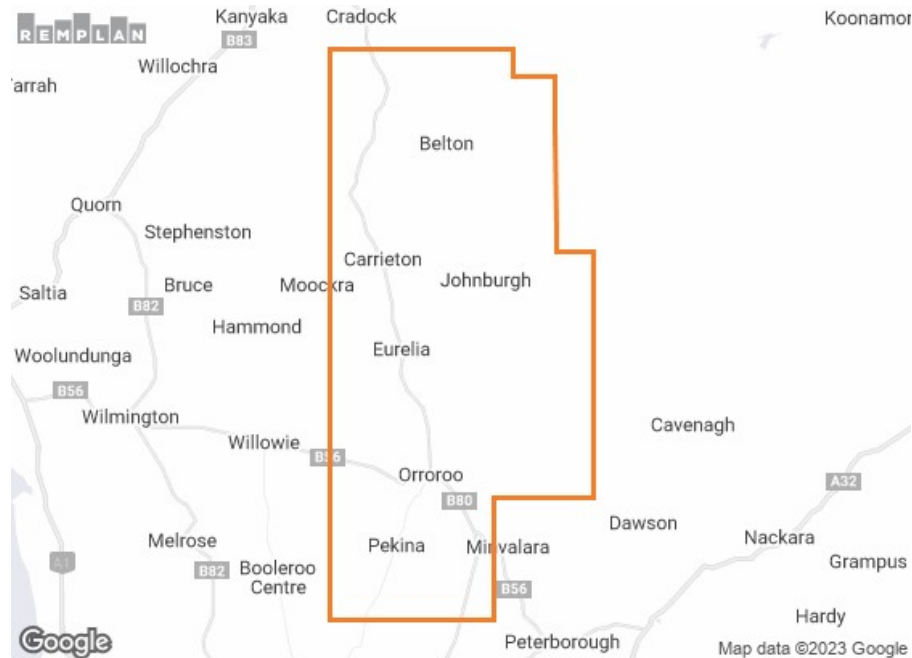


Economic Overview

Orroroo Carrieton (DC) (2022 Release 2)



DATA SOURCES

- ABS 2021 Census Place of Work Employment (Scaled)
- ABS 2020 / 2021 National Input Output Tables
- ABS June 2022 Gross State Product
- ABS 2021 Census Place of Work Employment (Scaled)
- ABS 2021 / 2022 Tourism Satellite Account
- TRA December 2019 International and National Visitor Surveys; South Australia - Domestic and International Visitors (spend per trip and spend per night). South Australia Tourism Commission December 2019 Flinders Ranges and Outback Regional Tourism Profile - Domestic and International Visitors (average stay).

Summary Findings

ABS 2022 Estimated Residential Population:	890
ABS 2021 Census Place of Usual Residence Population:	874
Land Area (ha):	332,182.390
Census Population Density (persons / ha):	0.003
Gross Regional Product (\$M):	\$47.685
Per Hectare Gross Regional Product (\$):	\$144
Per Capita Gross Regional Product (\$K):	\$54.559
Per Worker Gross Regional Product (\$K):	\$138.216

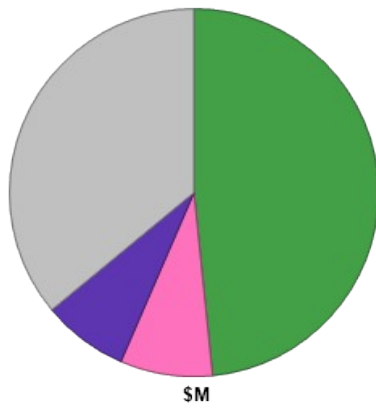
Output

Total Output in the area is estimated at \$91.568 million.

The major contributors to output are:

Industry Sector	\$M	%
Agriculture, Forestry & Fishing	\$44.317	48.4%
Rental, Hiring & Real Estate Services	\$7.410	8.1%
Health Care & Social Assistance	\$6.881	7.5%
Other	\$32.960	36.0%

Output - Orroroo Carrieton (DC) (2022 Release 2)



- Agriculture, Forestry & Fishing \$44.317
- Rental, Hiring & Real Estate Services \$7.410
- Health Care & Social Assistance \$6.881
- Balance \$32.960

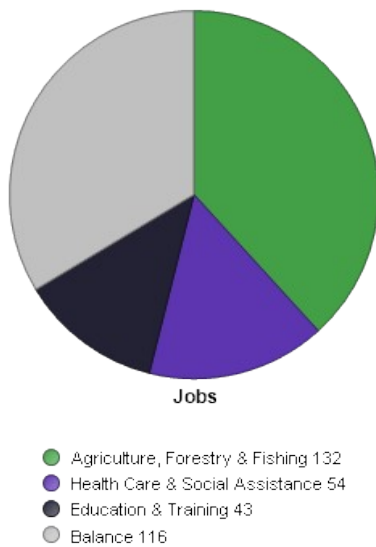
Employment

Total Employment in the area is estimated at 345 jobs.

The major contributors to employment are

Industry Sector	Jobs	%
Agriculture, Forestry & Fishing	132	38.3%
Health Care & Social Assistance	54	15.7%
Education & Training	43	12.5%
Other	116	33.6%

Employment - Orroroo Carrieton (DC) (2022 Release 2)



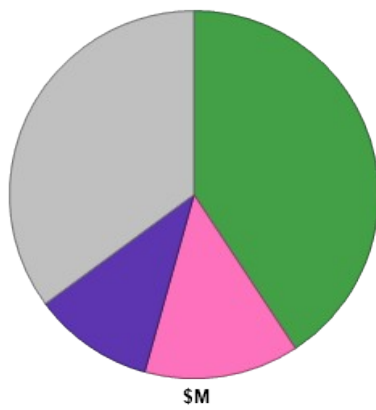
Value-Added

Total Value-added in the area is estimated at \$43.768 million.

The major contributors to value-added are

Industry Sector	\$M	%
Agriculture, Forestry & Fishing	\$17.829	40.7%
Rental, Hiring & Real Estate Services	\$5.942	13.6%
Health Care & Social Assistance	\$4.634	10.6%
Other	\$15.363	35.1%

Value Added - Ororoo Carrieton (DC) (2022 Release 2)



- Agriculture, Forestry & Fishing \$17.829
- Rental, Hiring & Real Estate Services \$5.942
- Health Care & Social Assistance \$4.634
- Balance \$15.363

Disclaimer

All figures, data and commentary presented in this report are based on data sourced from the Australian Bureau of Statistics (ABS), most of which relates to the 2021, 2016, 2011, 2006 and 2001 Censuses.

Using ABS datasets and an input / output methodology industrial economic data estimates for defined geographic regions are generated.

This report is provided in good faith with every effort made to provide accurate data and apply comprehensive knowledge. However, REMPLAN does not guarantee the accuracy of data nor the conclusions drawn from this information. A decision to pursue any action in any way related to the figures, data and commentary presented in this report is wholly the responsibility of the party concerned. REMPLAN advises any party to conduct detailed feasibility studies and seek professional advice before proceeding with any such action and accept no responsibility for the consequences of pursuing any such action.