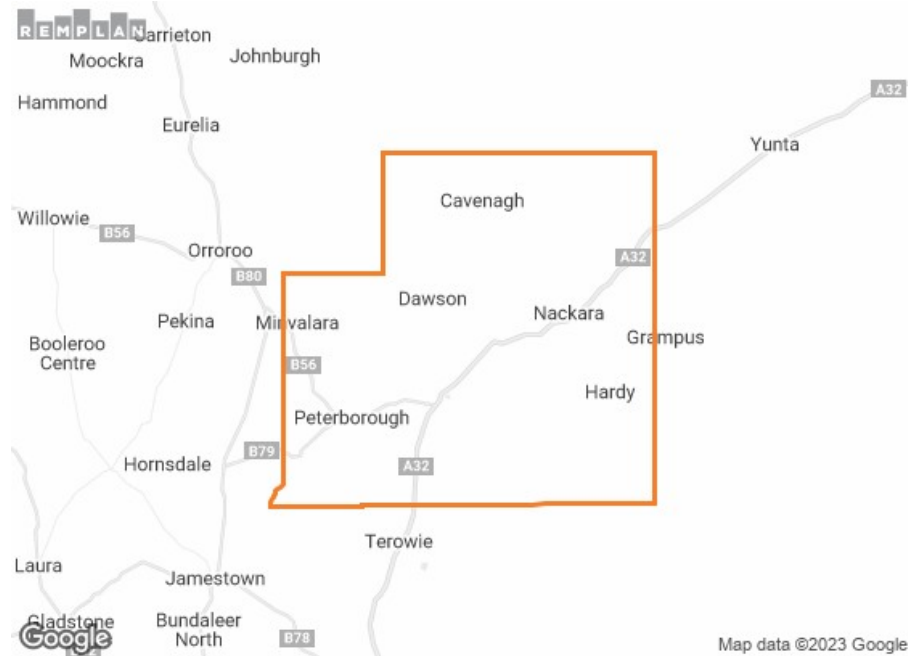


## Economic Overview

### Peterborough (DC) (2022 Release 2)



#### DATA SOURCES

- ABS 2021 Census Place of Work Employment (Scaled)
- ABS 2020 / 2021 National Input Output Tables
- ABS June 2022 Gross State Product
- ABS 2021 Census Place of Work Employment (Scaled)
- ABS 2021 / 2022 Tourism Satellite Account
- TRA December 2019 International and National Visitor Surveys; South Australia - Domestic Day and International Visitors. TRA 2019 Peterborough (DC) Local Government Area Tourism Profile - Domestic Overnight Visitors

### Summary Findings

ABS 2022 Estimated Residential Population:	1,670
ABS 2021 Census Place of Usual Residence Population:	1,638
Land Area (ha):	302,014.200
Census Population Density (persons / ha):	0.005
Gross Regional Product (\$M):	\$60.004
Per Hectare Gross Regional Product (\$):	\$199
Per Capita Gross Regional Product (\$K):	\$36.633
Per Worker Gross Regional Product (\$K):	\$141.854

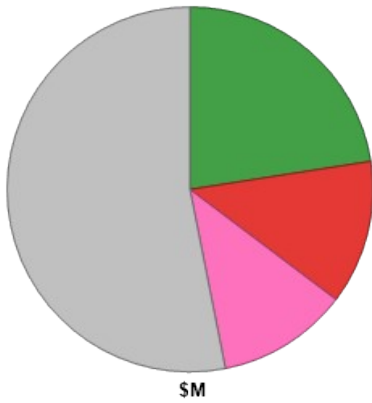
## Output

Total Output in the area is estimated at \$104.321 million.

The major contributors to output are:

Industry Sector	\$M	%
Agriculture, Forestry & Fishing	\$23.502	22.5%
Manufacturing	\$13.318	12.8%
Rental, Hiring & Real Estate Services	\$12.109	11.6%
Other	\$55.392	53.1%

Output - Peterborough (DC) (2022 Release 2)



- Agriculture, Forestry & Fishing \$23.502
- Manufacturing \$13.318
- Rental, Hiring & Real Estate Services \$12.109
- Balance \$55.392

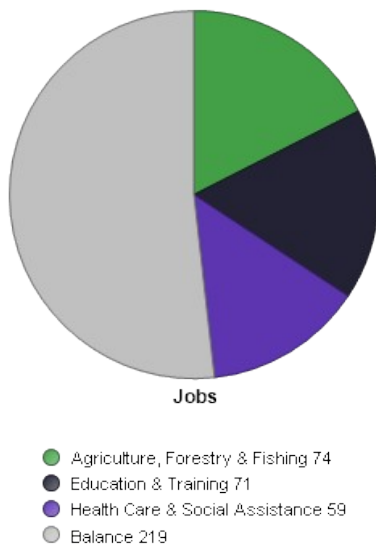
## Employment

Total Employment in the area is estimated at 423 jobs.

The major contributors to employment are

Industry Sector	Jobs	%
Agriculture, Forestry & Fishing	74	17.5%
Education & Training	71	16.8%
Health Care & Social Assistance	59	13.9%
Other	219	51.8%

Employment - Peterborough (DC) (2022 Release 2)



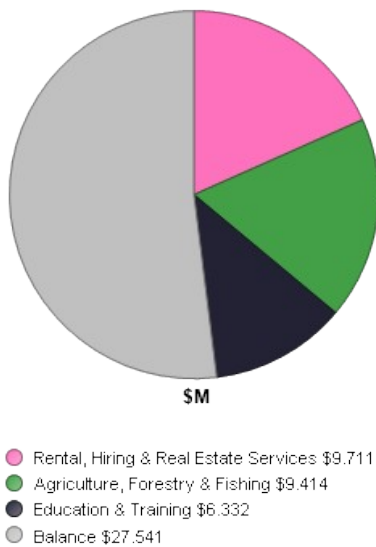
## Value-Added

Total Value-added in the area is estimated at \$52.998 million.

The major contributors to value-added are

Industry Sector	\$M	%
Rental, Hiring & Real Estate Services	\$9.711	18.3%
Agriculture, Forestry & Fishing	\$9.414	17.8%
Education & Training	\$6.332	11.9%
Other	\$27.541	52.0%

Value Added - Peterborough (DC) (2022 Release 2)



## Disclaimer

All figures, data and commentary presented in this report are based on data sourced from the Australian Bureau of Statistics (ABS), most of which relates to the 2021, 2016, 2011, 2006 and 2001 Censuses.

Using ABS datasets and an input / output methodology industrial economic data estimates for defined geographic regions are generated.

This report is provided in good faith with every effort made to provide accurate data and apply comprehensive knowledge. However, REMPLAN does not guarantee the accuracy of data nor the conclusions drawn from this information. A decision to pursue any action in any way related to the figures, data and commentary presented in this report is wholly the responsibility of the party concerned. REMPLAN advises any party to conduct detailed feasibility studies and seek professional advice before proceeding with any such action and accept no responsibility for the consequences of pursuing any such action.