

Economic Overview

Yorke Peninsula (DC) (2022 Release 2)



DATA SOURCES

- ABS 2021 Census Place of Work Employment (Scaled)
- ABS 2020 / 2021 National Input Output Tables
- ABS June 2022 Gross State Product
- ABS 2021 Census Place of Work Employment (Scaled)
- ABS 2021 / 2022 Tourism Satellite Account
- TRA 2019 Yorke Peninsula (DC) Local Government Area Tourism Profile

Summary Findings

ABS 2022 Estimated Residential Population:	11,922
ABS 2021 Census Place of Usual Residence Population:	11,598
Land Area (ha):	589,963.970
Census Population Density (persons / ha):	0.020
Gross Regional Product (\$M):	\$589.484
Per Hectare Gross Regional Product (\$):	\$999
Per Capita Gross Regional Product (\$K):	\$50.826
Per Worker Gross Regional Product (\$K):	\$149.577

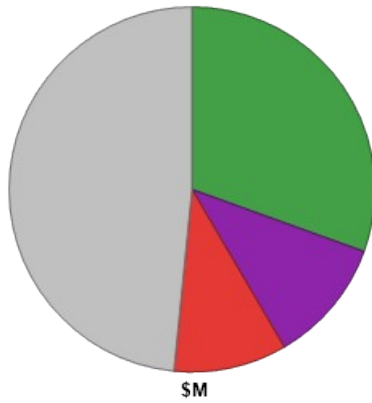
Output

Total Output in the area is estimated at \$1,156.861 million.

The major contributors to output are:

Industry Sector	\$M	%
Agriculture, Forestry & Fishing	\$353.073	30.5%
Construction	\$128.001	11.1%
Manufacturing	\$115.658	10.0%
Other	\$560.129	48.4%

Output - Yorke Peninsula (DC) (2022 Release 2)



- Agriculture, Forestry & Fishing \$353.073
- Construction \$128.001
- Manufacturing \$115.658
- Balance \$560.129

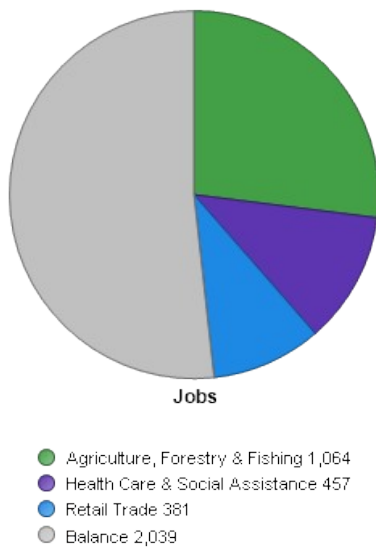
Employment

Total Employment in the area is estimated at 3,941 jobs.

The major contributors to employment are

Industry Sector	Jobs	%
Agriculture, Forestry & Fishing	1,064	27.0%
Health Care & Social Assistance	457	11.6%
Retail Trade	381	9.7%
Other	2,039	51.7%

Employment - Yorke Peninsula (DC) (2022 Release 2)



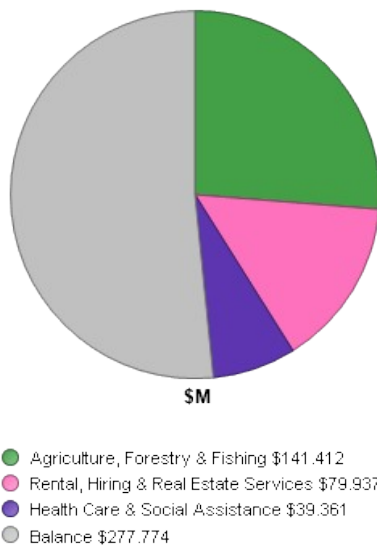
Value-Added

Total Value-added in the area is estimated at \$538.484 million.

The major contributors to value-added are

Industry Sector	\$M	%
Agriculture, Forestry & Fishing	\$141.412	26.3%
Rental, Hiring & Real Estate Services	\$79.937	14.8%
Health Care & Social Assistance	\$39.361	7.3%
Other	\$277.774	51.6%

Value Added - Yorke Peninsula (DC) (2022 Release 2)



Disclaimer

All figures, data and commentary presented in this report are based on data sourced from the Australian Bureau of Statistics (ABS), most of which relates to the 2021, 2016, 2011, 2006 and 2001 Censuses.

Using ABS datasets and an input / output methodology industrial economic data estimates for defined geographic regions are generated.

This report is provided in good faith with every effort made to provide accurate data and apply comprehensive knowledge. However, REMPLAN does not guarantee the accuracy of data nor the conclusions drawn from this information. A decision to pursue any action in any way related to the figures, data and commentary presented in this report is wholly the responsibility of the party concerned. REMPLAN advises any party to conduct detailed feasibility studies and seek professional advice before proceeding with any such action and accept no responsibility for the consequences of pursuing any such action.